

WindObserver 90

Ultrasonic Anemometer

GILL

Key Features

- Heating power 7A @ 24VAC or DC (1W/cm²)
- 0-90m/s wind speed range
- Calibrated in Merlin Wind Tunnel
- Calibration traceable to national standards
- IP66 rated stainless steel housing
- Connector or cable exit options
- Optional customer base mounts
- Averaging/gusts to WMO guidelines

The WindObserver 90 has been developed for measuring higher wind speeds in extreme weather environments featuring 150 Watts of electrical heating power in the anemometer head. This anemometer has been designed to remain ice free in most freezing weather conditions. The sensor provides data via RS422/RS485 bidirectional link, which allows several units to be networked together and data logged on demand.

With innovative transducer design, this anemometer boasts a very high wind speed range of 0 - 90 m/s (0-201mph) and gives an output status indicating the validity of data, so that you can be confident that the instrument is providing accurate information. Constructed from Stainless steel this anemometer meets the stringent performance criteria specified by wind turbine manufacturers, airports, marine, oil and gas production, and meteorological organisations around the world.



WIND SPEED

Range	0 - 90 m/s (0-201mph)
Starting threshold	0.01 m/s
Accuracy*	±2% @ 12 m/s, ±4% @ 90 m/s
Resolution	0.01 m/s
Offset	±0.01 m/s

DIRECTION

Range	0 - 360°
Dead band direction	None
Accuracy	±2° @ 12 m/s
Resolution	1°

MEASUREMENT

Ultrasonic output rate	1-4 Hz
Parameters	UV, Polar, NMEA
Units	m/s, knots, mph, kph, ft/min
Averaging	Flexible 1-3600 seconds
Block average	0-3600s

POWER REQUIREMENT

Anemometer only	20 - 30 VDC (60mA max, 50mA average)
Heating	Max 7A @ 24 VAC or DC

DIGITAL OUTPUT

Communication (Operat'n)	RS422/RS485 full duplex/half duplex
Baud rates	1200, 2400, 4800, 9600, 19200, 38400
Formats	8 bit data; odd, even or no parity
Anemometer status	Supplied as part of standard message

MECHANICAL

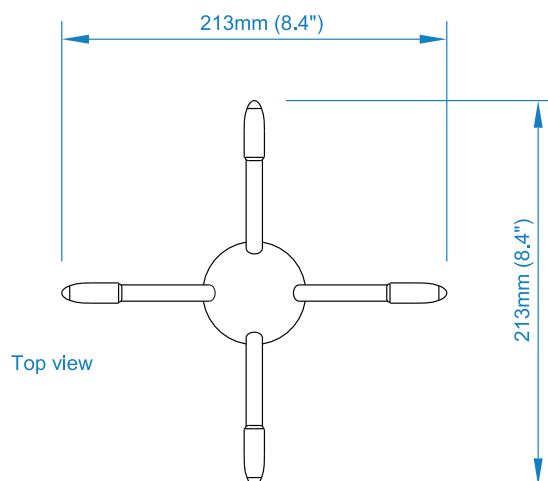
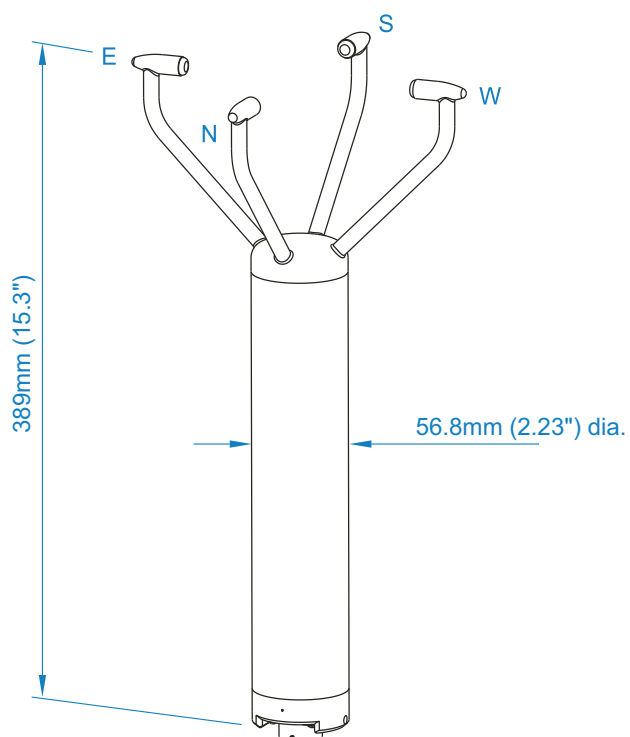
External construction	Stainless steel 316
Size	Refer to diagram overleaf
Weight	1.7kg (with 2m cable) 1.3kg (with connector)

ENVIRONMENTAL

Protection class	IP66 (NEMA4X)
Humidity	0% to 100% RH
Operating temperature	-55°C to +70°C (with heating)
Precipitation	300mm/hr
EMC	EN 61326-1: 2013, EN 60945: 2002
Icing	MILSTD810F Method 521.2 Procedure I

APPROVALS

Standards	Traceable to national standards
Site calibration	None required. Integrity check unit (Zero wind) supplied as optional extra



Note: Optional base mounts and cable exit options are available.

Specifications may be subject to change without prior notice.

*Performance verified in traceable wind tunnel.

GILL

Gill Instruments Limited

Saltmarsh Park, 67 Gosport Street
Lymington, Hampshire
SO41 9EG United Kingdom

Tel: +44 (0) 1590 613 500

contact@gillinstruments.com

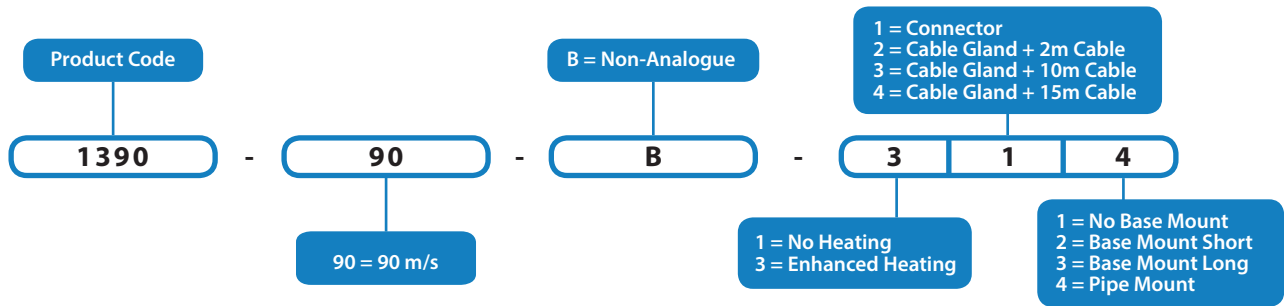
gillinstruments.com

1390-0042 - Iss 13

© Gill Instruments 2022

Gill Instruments Ltd, Reg No. 2281574
Registered Office: Towngate House, 2-8 Parkstone Road, Poole. BH15 2PW

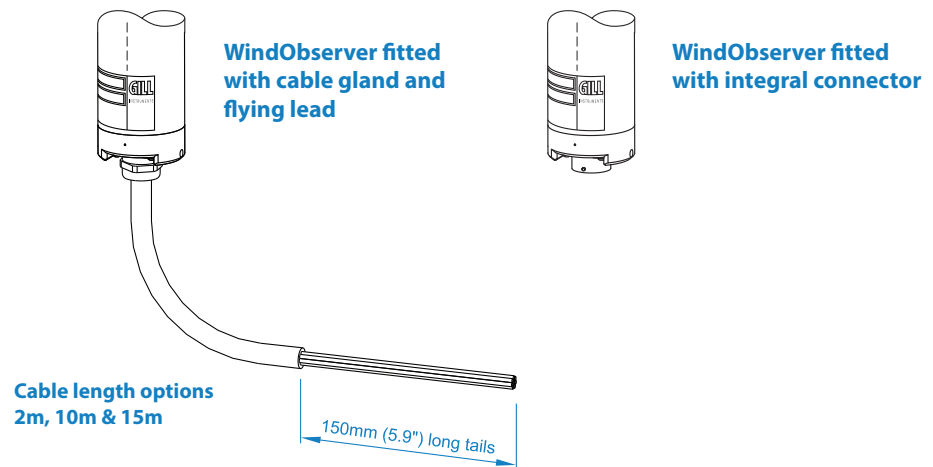
WindObserver Product Numbers Explained



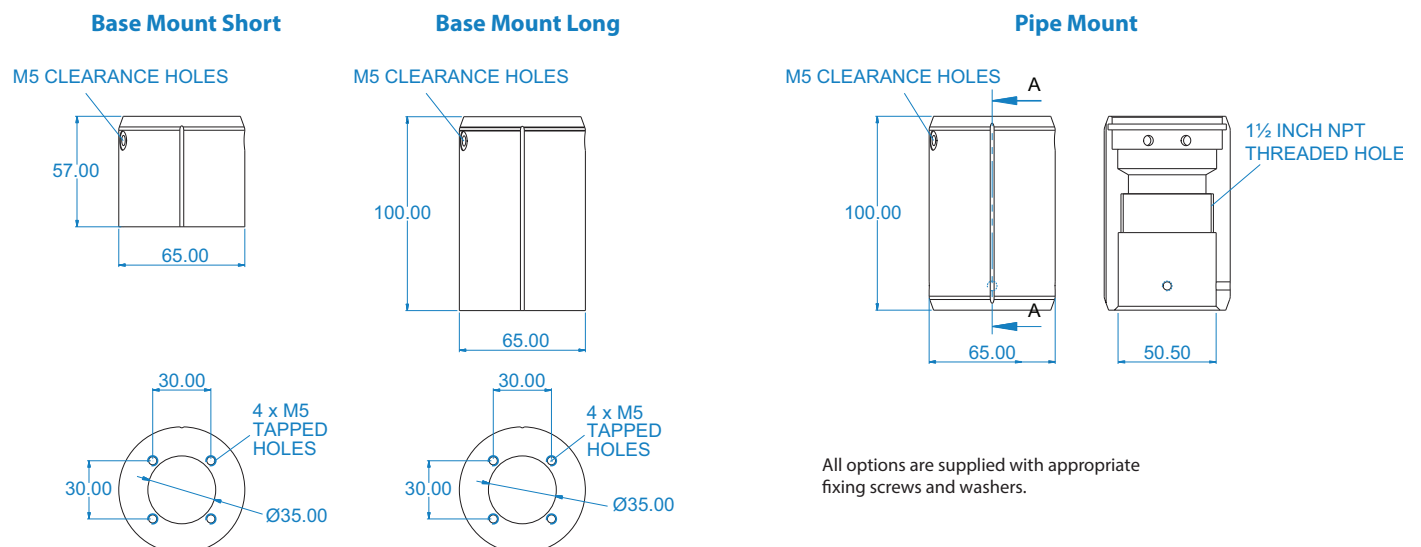
Product options may be model specific. Consult the Gill sales team for availability

Connection Options

Drawings below shown without base mounts



Base & Pipe Mount Options



GILL

Gill Instruments Limited

Saltmarsh Park, 67 Gosport Street
Lymington, Hampshire
SO41 9EG United Kingdom

Tel: +44 (0) 1590 613 500

contact@gillinstruments.com

gillinstruments.com

1390-0042 - Iss 13

© Gill Instruments 2022

Gill Instruments Ltd, Reg No. 2281574

Registered Office: Towngate House, 2-8 Parkstone Road, Poole. BH15 2PW